

श्रावण मास...
आणि कैलास दर्शनाचा
दुधशर्करा योग!

कैलास मानसरोवर यात्रा

13N/14D
₹2,92,000/- P/P*

Date
22 August
2026

Includes in Trip

- RETURN AIR TICKETS
- TRANSPORTATION
- COZY STAY
- ALL VEG MEALS
- VISA PROCESS
- HASSLE FREE JOURNEY

SRIGURU TOURS & TRAVELS 📞 74001 63535
MUMBAI | PUNE | KOLHAPUR | SANGLI | RATNAGIRI | AHILYANAGAR

T&C Apply*

Value for Money





Sriguru Tours & Travels

Domestic & International

Email id:- srigurutoursandtravels@gmail.com Contact:- 7400163535

Mumbai | Pune | Kolhapur | Sangli | Ratnagiri

ॐ Kailash Mansarovar Yatra 2026

Travel Dates: July to September 2026

Group Type: Kailash Mansarovar Yatra Group

Entry Point: Kathmandu, Nepal

Yatra Duration: 14 Days / 13 Nights

Day-wise Itinerary (Tentative)

📅 Day 01: Arrival in Kathmandu (1,400m)

Upon arrival at **Tribhuvan International Airport in Kathmandu**, the bustling capital of Nepal, we will complete immigration and baggage formalities. The group will be warmly welcomed by our local team at the airport. From there, we will proceed directly to the hotel for **check-in**. After settling in, we will enjoy a wholesome **welcome dinner at the hotel**, followed by time to relax and **take a good rest** after the journey. This marks the peaceful beginning of our spiritual pilgrimage to the abode of Lord Shiva.

👔 **Dress Code:** Casual

- **For men:** T-shirts, polo shirts, cotton pants, jeans, or joggers
- **For women:** long skirts, track pants, loose blouses or kurtis, and lightweight jackets

🏠 **Accommodation:** Hotel Marshyangdi or similar In Kathmandu

🍽️ **Meals:** Dinner

📅 Day 02: Special Prayers at Pashupatinath, Sightseeing & Group Briefing Session

The day begins with a **special morning puja at Pashupatinath Temple**, one of the most sacred Hindu shrines dedicated to Lord Shiva. Performed exclusively for our group, this ritual seeks divine blessings for a safe, successful, and spiritually enriching journey to **Mount Kailash and Lake Mansarovar**.

🙏 **Special Note:** A **multi-step Shiva Puja at Pashupatinath**—including **Rudrabhishek, Havan, Panchamrit Puja, and Aarti**—will be arranged for all Kailash Yatra pilgrims. This spiritually significant ritual is **optional** and comes at an **additional cost of INR 2500/- per person**, which will be **collected on the day of arrival** in Kathmandu.

In the **afternoon**, the group will start a **guided sightseeing tour** of key spiritual and cultural landmarks within the **Kathmandu Valley**. The first stop is the magnificent **Boudhanath Stupa**,




a UNESCO World Heritage Site and one of the largest stupas in the world, revered by Tibetan Buddhists. Next, the tour continues to **Budhanilkantha Temple**, where lies the impressive reclining statue of **Lord Vishnu**, known as the Sleeping Vishnu, resting on the coils of the divine serpent Shesha. The final stop is the iconic **Swyambhunath Stupa (Monkey Temple)**.

In the **evening**, a **comprehensive group briefing and orientation session** will be held. During this session, participants will be introduced to the **detailed yatra itinerary**, receive **packing instructions**, and be briefed on **altitude awareness**, **safety measures**, and other essential travel guidelines. This session is designed to prepare each pilgrim **mentally, physically, and spiritually** for the days ahead. The day concludes with a **group dinner** and a restful overnight stay at the hotel in Kathmandu.

Dress Code: Traditional

- **For men:** Kurta pajama, dhoti-kurta, or simple ethnic wear
- **For women:** Saree, salwar kameez, or modest traditional dress

 **Accommodation:** Hotel Marshyangdi or similar In Kathmandu

 **Meals:** Breakfast, Lunch & Dinner

Day 03: Drive from Kathmandu to Syabrubeshi / Timure (1,983m)

After an early breakfast at the hotel, we start our overland journey toward the **Nepal–Tibet border**, driving from **Kathmandu to Syabrubeshi or Timure**. This drive is a beautiful transition from city life to the serene landscapes of northern Nepal. The route follows the **Trishuli River valley**, passing through charming hillside settlements, **lush forests**, **terraced farmlands**, and scenic river gorges. Along the way, we witness the true essence of rural Nepal, with its traditional houses, local markets, and untouched natural beauty.

The drive typically takes around **7 to 8 hours**, depending on weather and road conditions. We will take **scheduled rest stops** for refreshments and photography, giving participants time to stretch, relax, and slowly acclimate to the altitude. As we approach **Rasuwa district**, the air becomes crisper and the landscapes more rugged, giving a preview of the vast Tibetan plateau that lies ahead.

Upon arrival at either **Syabrubeshi (1,450m)** or **Timure (1,983m)**—small yet important transit towns near the **Rasuwadighi border crossing**—we will check in at a **local guesthouse or lodge**. After settling in, the group will enjoy a freshly prepared **dinner**, followed by a restful overnight stay in preparation for the next day's **immigration procedures and entry into Tibet**.

Dress Code: Casual

- **For men:** T-shirts, polo shirts, cotton pants, jeans, or joggers
- **For women:** long skirts, track pants, loose blouses or kurtis, and lightweight jackets

 **Accommodation:** Guesthouse

 **Meals:** Breakfast, Lunch & Dinner

Day 04: Drive to Kerung (2,774m)

After an early breakfast, we continue our pilgrimage journey by heading toward the **Rasuwadighi border**, the official entry point between Nepal and the **Tibet Autonomous Region of China**. Upon reaching the border, our group will complete the necessary **immigration and customs formalities** on both the Nepal and Chinese sides. This process may



take some time due to documentation checks and group coordination, so patience and cooperation are appreciated.

Once all formalities are completed, we officially **enter Tibet**, a land of high-altitude plateaus, sacred mountains, and deeply rooted spiritual traditions. From the border, we drive to **Kerung (also spelled Gyirong)**, a small Tibetan town located at an altitude of **2,774 meters**, surrounded by dramatic landscapes and snow-capped peaks. Though the drive is relatively short, the altitude begins to change noticeably, and it's essential to start acclimatizing gradually.

Upon arrival in **Kerung**, we will check in at the hotel and take the remainder of the day to **rest and acclimatize**. Light walking and deep breathing are encouraged to help the body adjust to the elevation. This rest period is crucial to prepare for the higher altitudes we'll encounter in the days ahead during the Kailash Yatra. The day ends with a nourishing dinner and overnight stay in Kerung.

Dress Code: **Light warm clothing** is recommended as the temperature starts to cool with increasing altitude.

- **Recommended:** Windcheater/jacket, thermal innerwear (optional), long pants, full-sleeve shirts
- **Accessories:** A **cap or woollen hat** to protect against cold winds, and sunglasses for high-altitude glare

☞ **Accommodation:** Hotel Pilgrims or Similar In Kerung

☉ **Meals:** Breakfast, Lunch & Dinner

Day 05: Acclimatization & Rest Day / Buffer Day in Kerung

Today is reserved as an **important acclimatization and buffer day** in **Kerung (2,774m)**, allowing our bodies to adjust naturally to the increasing altitude before we ascend further into the Tibetan plateau. This rest day plays a vital role in minimizing the risk of altitude sickness and ensuring that all participants are physically prepared for the upcoming high-altitude journey toward Lake Mansarovar and Mount Kailash.

The day will be kept **relaxed and flexible**, encouraging participants to rest, hydrate well, and move at a comfortable pace. For those feeling well and active, an **optional short acclimatization hike** will be arranged in the nearby hills to help improve oxygen circulation and further aid adjustment. Alternatively, participants can join a **guided group meditation or breathing session**, focusing on mindfulness, balance, and inner peace—perfect for grounding oneself in preparation for the spiritual days ahead.

Kerung's serene environment and crisp mountain air provide a calm setting to reflect and mentally prepare for the sacred pilgrimage. In the evening, the group will gather for a warm dinner before resting for the night.

Dress Code: **Light warm clothing**.

- **Recommended:** Windcheater/jacket, thermal innerwear (optional), long pants, full-sleeve shirts
- **Accessories:** A **cap or woollen hat** to protect against cold winds, and sunglasses for high-altitude glare

☞ **Accommodation:** Hotel Pilgrims or Similar In Kerung

☉ **Meals:** Breakfast, Lunch & Dinner




Day 06: Drive to Saga (4,640m)

After an early breakfast, we continue our pilgrimage journey with a drive from **Kerung to Saga (4,640m)**, entering deeper into the mystical heart of **Tibet**. The road winds through breathtaking **Tibetan landscapes**, offering ever-changing views of wide, open valleys, high-altitude plains, and distant snow-capped peaks. The journey provides a rare glimpse into the **nomadic lifestyle** of the Tibetan people, with sightings of yak herds, scattered settlements, and prayer flags fluttering against the vast sky.


As we ascend to higher elevations, we'll pass through **scenic high plateaus**, where the air becomes thinner and the environment more stark and serene. The journey is approximately **6 to 7 hours** long, with breaks along the way for rest, refreshments, and photography. These stops are also helpful for gradual acclimatization, as we gain significant altitude by the time we reach Saga.

Upon arrival in **Saga**, a small but important town along the Kailash Yatra route, we will check in to our hotel and rest. Dinner will be served at the hotel, and the remainder of the evening is kept free for rest and quiet reflection as we continue to adjust to the increasing elevation.

 **Dress Code:** Light warm clothing is advised during the drive, layered with a **warm jacket** to accommodate the cooler temperatures at higher altitudes.

- **Recommended attire:** Thermal inners (optional), track pants or comfortable trousers, long-sleeve shirts, fleece or down jacket, and woolen socks
- **Accessories:** Woolen cap, scarf, sunglasses, and gloves for added warmth and wind protection

 **Accommodation:** Station Manor Hotel In Saga

 **Meals:** Breakfast, Lunch & Dinner

Day 07: Drive to Lake Mansarovar via Prayang & Mayum La Pass (4,590m)

On the eighth day of our pilgrimage, we will start our scenic journey to the sacred Lake Mansarovar, passing through Prayang and crossing the breathtaking Mayum La Pass at an elevation of 5,211 meters. The route offers stunning views of the expansive Tibetan plateau, rugged mountain ranges, and untouched natural beauty. Arriving in the afternoon, we will be welcomed by the tranquil and holy waters of Lake Mansarovar, one of the highest freshwater lakes in the world and a revered pilgrimage site in Hinduism, Buddhism, Jainism, and Bon traditions.

From the shore, we will have the unforgettable opportunity to witness the first majestic view of Mt. Kailash, its snow-capped peak rising dramatically against the sky, inspiring profound spiritual reverence. We will spend the night at a guesthouse near the lake, staying in shared dormitory-style accommodations with shared bathroom facilities, embracing the simple and communal atmosphere of this sacred place.



T Dress Code: Light warm clothing is advised during the drive, layered with a **warm jacket** to accommodate the cooler temperatures at higher altitudes.

- **Recommended attire:** Thermal inners (optional), track pants or comfortable trousers, long-sleeve shirts, fleece or down jacket, and woolen socks
- **Accessories:** Woolen cap, scarf, sunglasses, and gloves for added warmth and wind protection

☞ **Accommodation:** Guesthouse with shared dormitory beds and shared bathroom.

☞ **Meals:** Breakfast, Lunch & Dinner.

📅 Day 08: Holy Bath & Puja at Lake Mansarovar, Drive to Darchen (4,670m)

Today begins with a sacred and spiritually uplifting experience — an early morning ritual bath in the holy waters of Lake Mansarovar. This act of purification is believed to cleanse the body, mind, and soul, removing negative karma and preparing us for the divine journey ahead. The bath will be conducted using water from the lake at the guesthouse premises.

☞ **Bathing Time – Things to Carry:**

- A **change of clothes** (disposable recommended)
- A **towel** (disposable recommended)
- Toiletries if needed for freshening up after the ritual

Following the bath, a special **puja (prayer ceremony)** will take place in the hall of the Mansarovar guesthouse. We suggest bringing spiritual items that hold personal significance, such as a **Shiva Linga, Rudraksha beads**, or any sacred object for offering and worship. This ceremony provides a meaningful opportunity for prayer, reflection, and connection with the divine.

☞ **Praying Time – Things to Carry:**

- **Spiritual items** (e.g., Shiva Linga, Rudraksha, prayer beads)
- **Dakshina (offering)** for the priest performing the puja
 - (Typically, **200 Yuan per person**)

In the afternoon, we will drive to **Darchen (4,670m)**, the base camp of Mount Kailash. This small town serves as the starting point of the highly anticipated **Parikrama (circumambulation)**. Upon arrival, we will have time to rest, acclimatize, and prepare for the next day's trek.

T Dress Code: Sufficiently warm clothing layered appropriately for high-altitude temperatures.

- **Recommended attire:** Thermal inners, track pants or comfortable trousers, long-sleeve shirts, fleece or down jacket, and woolen socks
- **Accessories:** Woolen cap, scarf, sunglasses, and gloves for added warmth and wind protection

☞ **Accommodation:** **Himalaya Kailash or Similar** Hotel In Darchen

☞ **Meals:** Breakfast, Lunch & Dinner



☐ Essential Packing List for our 3-Day Kailash Kora Day 8 before sleeping task

Item	Quantity	Approx. Weight	Remarks
Windproof & Waterproof Outer Shell (Jacket & Pants)	1 set	0.6–1.0 kg	Essential against wind, cold, and sudden snow
Thermal Innerwear (Top & Bottom)	1 pair	0.2 kg	Layering is key for body heat retention
Trekking Pants / Track Pants	1 pair	0.4–0.6 kg	Quick-dry and breathable recommended
Cotton or Woolen T-Shirts (Full sleeve)	1 piece	0.1 kg	Prefer moisture-wicking fabric
Scarf / Neck Warmer / Balaclava	1 piece	0.1 kg	For wind and cold protection
Woolen / Thermal Socks	1 pair	0.1 kg	Change daily to avoid frostbite
Lightweight Slippers / Camp Shoes	1 pair	0.3 kg	For relaxing in guesthouses
Personal Toiletries (small pouch)	1 set	0.3 kg	Biodegradable items only (toothpaste, soap, tissue, etc.)

* Packing Guidelines:

- **Duffel bag (carried by yak):** Max 10–12 kg (3-person 1-Duffel bag). Leave extra clothes, heavier jackets, etc.
- **Avoid overpacking.** The trek involves high altitude and long walking hours — weight matters.

* Things to Carry in Day Backpack – (Max 4–5 kg) day 8 before sleeping task

Item	Qty	Approx. Weight	Purpose / Notes
Water Bottle / Thermos (1L)	1 pc	0.6–1.0 kg (with water)	Essential for hydration, preferably insulated
Energy Snacks (bars, dry fruits, chocolate)	3–5 packs	0.4–0.5 kg	For quick energy boosts during the trek
Rain Poncho / Jacket or Backpack Cover	1 pc	0.2 kg	For sudden weather changes (snow/rain)
Extra Socks (Optional)	1 pair	0.2 kg	Warmth for hands or change if socks get wet
Sunscreen (SPF 50+) & Lip Balm (SPF)	1 each	0.1 kg	Protect skin and lips from harsh UV rays
Personal Medications / Mini First-Aid Kit	1 pouch	0.3 kg	Diamox, ORS, painkillers, bandaids, etc.
Wet Wipes / Toilet Paper (compact roll)	1 pack	0.2 kg	For hygiene, especially in remote areas
Prayer items (Rudraksha, mala, photo)	Small	0.1–0.2 kg	Optional, for spiritual connection
Flashlight / Headlamp (with spare batteries)	1 pc	0.2 kg	Required during early morning or power outage
Power Bank	1 pc	0.3 kg	To charge mobile, flashlight, etc.
Face Mask / Neck Warmer / Buff	1 pc	0.1 kg	Protection from cold wind and dust
Small travel towel	1 pc	0.2 kg	Quick-dry, multipurpose
Lightweight camera / mobile	1 pc	0.3 kg	Optional for photos (ensure power bank)
Electrolyte sachets / ORS	2–3 pcs	0.1 kg	For hydration at high altitude



☐ **Trekking Wear Checklist – Before Starting Kailash Kora for day 9**

These items should be **worn or carried on your body** when we begin each day of the Parikrama:

☐ **Upper Body:**

1. **Thermal Inner Layer (Top)** – For insulation and warmth
2. **Long-Sleeve Quick-Dry Shirt or T-shirt** – Breathable and moisture-wicking
3. **Fleece Jacket / Light Wool Sweater** – Mid-layer insulation
4. **Down Jacket or Insulated Outer Jacket** – Windproof and warm, especially in the morning
5. **Windproof & Waterproof Shell Jacket** – For snow, wind, or sudden weather changes

☐ **Lower Body:**

1. **Thermal Innerwear (Bottoms)** – Optional but helpful at high altitude
2. **Trekking Pants / Quick-Dry Track Pants** – Comfortable and breathable
3. **Waterproof Over-Pants (Optional)** – In case of snow or rain

☐ **Footwear:**

1. **Trekking Shoes / Hiking Boots** – Waterproof, well-broken-in, ankle support essential
2. **Woolen / Thermal Socks** – Keep feet warm and prevent blisters (wear 1 pair, carry extra)
3. **Gaiters (Optional)** – For snow or loose gravel protection

☐ **Accessories:**

1. **Woolen Cap / Beanie** – To protect from cold, especially in the early morning
2. **Scarf / Neck Gaiter / Balaclava** – For wind, dust, and cold air
3. **Sunglasses (UV400 or Polarized)** – Essential due to strong glare from snow and altitude
4. **Warm Gloves (Woolen or Waterproof)** – To keep hands warm, prevent frostbite and and grip
5. **Sun Hat / Cap (Optional under hoodie)** – For midday sun protection
6. **Lightweight rain poncho or backpack cover**
7. **Walking Stick / Trekking Pole**

✓ **Tips Before Starting:**

- **Dress in layers** – You can add or remove as temperature changes.
- Ensure your **boots are well broken-in** to prevent blisters.
- Use **walking sticks/trekking poles** for support, especially at Dolma La Pass.
- Start slow and **maintain a steady pace**; do not rush due to the altitude.

📅 **Day 09: Trek from Darchen to Diraphuk via Yam Dwar (4,700m)**

Today marks the beginning of the sacred **Kailash Parikrama**, a spiritually significant circumambulation of Mount Kailash. After breakfast, we will drive a short distance from Darchen to **Yam Dwar** (the "Gateway of the God of Death"), a deeply symbolic site where pilgrims offer prayers before starting the trek. From Yam Dwar, we will begin the first leg of the



Parikrama — a **12 km trek to Diraphuk**, which typically takes around **5 to 6 hours**. Along the way, we will have a rare and powerful **darshan of the western face** of Mount Kailash. As we ascend further, the trail gradually reveals the awe-inspiring **north face of Mount Kailash**, which can be clearly viewed from Diraphuk — considered one of the most divine and visually majestic sights of the entire yatra. The path, though moderate in difficulty, is physically demanding due to the altitude, so a slow and steady pace is essential. We will spend the night at a **basic guesthouse in Diraphuk**, resting and acclimatizing for the more challenging trek ahead.

🗨️ Special Note: Additional charges will be collected by the local guide after confirmation.

🐎 **Horse and Horseman:** 1100 yuan per day during the 3-day Parikrama (Optional)

Total: $1100 \times 3 = 3300$ yuan per person

👤 **Porter:** 450 yuan per day during the 3-day Parikrama (Optional)

Total: $450 \times 3 = 1350$ yuan per person

🏠 **Accommodation:** Shishapangma or Similar Guesthouse dormitory beds and a publicly shared bathroom.

🍽️ **Meals:** Breakfast, Lunch & Dinner

📅 Day 10: Trek from Diraphuk to Dolma La Pass (5,630m) and continue to Zuthulpuk (4,760m)

Today marks the most challenging and sacred segment of the entire Kailash Parikrama. The journey begins early in the morning with a steep ascent from **Diraphuk (5,210m)** towards the revered **Dolma La Pass (5,630m)** — the highest point of the Kora. This strenuous climb, though physically demanding, is spiritually uplifting. Pilgrims believe that crossing Dolma La symbolizes the shedding of past karma and a spiritual rebirth.

As you approach the pass, you'll pass through **Yamasthal**, a symbolic "valley of death," and **Shiva-sthal**, where devotees often leave behind old clothes, strands of hair, or other offerings — representing the renunciation of ego and past sins. Upon reaching the **Dolma La summit**, take a moment to offer prayers, hang Tibetan prayer flags, and silently reflect in the presence of the divine.

From the top, the trail descends sharply, revealing the sacred **Gauri Kund (Lake of Compassion)** — a turquoise glacial lake associated with Goddess Parvati. The descent is rocky and slippery, requiring caution and the support of trekking poles.

The trail continues along a more gradual path, eventually leading to **Zuthulpuk (4,760m)**, home to the cave where the legendary yogi Milarepa is said to have meditated and performed miracles. After a long day of intense trekking and deep spiritual connection, rest overnight in the guesthouse at Zuthulpuk.

🗨️ Special Note: According to our itinerary, the jeep ride from the teahouse area to Darchen will be charged separately at **1,000 Yuan per person**, to be collected before starting the Parikrama. (Optional)

🏠 **Accommodation:** Guesthouse with shared dormitory beds and publicly shared bathroom.

🍽️ **Meals:** Breakfast, Lunch & Dinner



Day 11: Drive Back to Saga (4,670m)

Today, we will retrace your journey across the vast Tibetan plateau as we drive back to Saga. Although it is a long day on the road, the route offers breathtaking scenic views of high-altitude landscapes, rugged mountains, and expansive valleys unique to this region. Enjoy the peacefulness and vastness of the Tibetan plateau as we make our way back. Upon arrival in Saga, we will check into your hotel for a well-deserved overnight stay.

➤ **Accommodation:** Station Manor or similar Hotel In Saga

🍽️ **Meals:** Breakfast, Lunch & Dinner

Day 12: Drive from Saga to Kerung (2,774m)

Today, we will begin our return journey, driving along the same scenic route from Saga back to Kerung. As we descend to the lower altitude of Kerung, we can notice the gradual change in the landscape and climate. This day provides a comfortable transition back to the foothills after the high-altitude experience. Upon arrival in Kerung, we will check into your hotel for an overnight stay.

➤ **Accommodation:** Hotel Pilgrims or Similar In Kerung

🍽️ **Meals:** Breakfast, Lunch & Dinner

Day 13: Drive from Kerung to Kathmandu (1,400m)

Today, we will cross back into Nepal via the Rasuwagadhi border, bidding farewell to Tibet. The drive takes us through beautiful, lush valleys and alongside flowing rivers, offering serene views as we descend to Kathmandu. Upon arrival, enjoy a free evening to relax.

💰 **Gratuity / Tips for Service Personnel:** Tibet-side team & Nepal-side team (**Guide, driver, kitchen staff**)

➤ **Accommodation:** Marshyangdi or Similar Hotel in Kathmandu

🍽️ **Meals:** Breakfast, Lunch & Dinner

Day 14: Departure from Kathmandu & Conclusion of Yatra

After breakfast, you will be transferred to Tribhuvan International Airport for your onward journey. For those with extended stays, airport drop-off will be arranged according to your departure schedule.

Our **Kailash Mansarovar Yatra** officially concludes today, with the divine blessings of **Lord Shiva** and unforgettable spiritual memories that will remain in our hearts for a lifetime.

🍽️ **Meals:** Breakfast

➤ **Transfer:** Group airport drop-off

Tour End Here.



Cost:

COST: INR 2,92,000/- per person

Accommodation Category: 3-Star Hotels

(Except at Timure, Manasarovar Lake, Diraphuk, and Zuthulphuk, where accommodation will be in standard Guest Houses due to remote location and limited infrastructure.)

Cost Includes

The tour cost includes the following items:

- ✓ Tibet permit & China Visa
- ✓ All arrival and departure transfers, sightseeing as mentioned on the above itinerary
- ✓ All Accommodation in Kathmandu at a 3 Star standard Hotel and Accommodation in Syabrubeshi / Timure on Twin-Sharing and Full Board basis,
- ✓ Kathmandu / Timure / Kathmandu by Bus
- ✓ Luxury Bus on the Tibet side
- ✓ One Supporting Truck
- ✓ Best available Accommodation in the Tibet side
- ✓ Full board vegetarian meals set up by our fixed kitchen
- ✓ Complimentary 2 bottles of Mineral water per day
- ✓ One Team leader with an Experienced Sherpa Team
- ✓ English-speaking Tibetan Guide
- ✓ Complimentary Duffel Bag
- ✓ First Aid Kit, Medical Oxygen, Pulse Oximeter.

Cost Excludes

The following items are not included in the tour cost and will be the responsibility of the traveller:

- ✗ Personal use of pony (horse) / porter during Parikarma [Kora].
- ✗ Single Room Supplement in Kathmandu.
- ✗ Evacuation cost in the event of an emergency
- ✗ Travel Insurance.
- ✗ Extended stay activities and accommodation, Meal (should have to pay extra by the clients)
- ✗ Personal nature of expenses like telephone calls, tips, shopping, laundry, cold/hard drinks and other services
- ✗ Extra costs are caused by unavoidable circumstances such as road blockage due to landslides, snowfall, political strikes, flight cancellations, personal illness, etc., if any.
- ✗ The additional costs, such as Visa splitting charge, transportation cost, accommodation, meals, flight re-schedule amendment charge.



Additional and Optional Activities and Service Cost

- Horse and horseman per day: **1100*3=3300 Yuan** (during kora/parikrama)
- Porter per day: **450*3=1350 Yuan** (during kora/parikrama)
- Jeep Dhera puk to Darchen (daytime/nighttime): **500/800 Yuan** (during kora/parikrama)
- Jeep tea house to Zuthulphuk/Darchen per person: **1000 Yuan** (during kora/parikrama)
- Pashupatinath special puja per person: **INR 2500/-** (during Kathmandu sightseeing)
- Puja at Lake Manasarovar per person: **200 Yuan** (Dakshina (offering) for the priest performing the puja)
- Extra night at the hotel per room without food: **500 Yuan** (during kora/parikrama)

Note: The additional expenses incurred due to the delay, accidents, Natural disasters, and political action.

- **Horse, horseman, Jeep, and porter cost**
- **Rescue or evacuation if needed, Tibet visa split charge**
- **Travel insurance, drinks, laundry, internet/phone calls, and additional transportation cost**
- **If you are not going to Kailash Kora due to any reason and staying back in Darchen for those days, you will have to pay for your food and accommodation on your own. If you are not going to continue this trip for any reason and stay back in any place for those days, you will have to pay for your food and accommodation on your own.**

To apply for visa approval before your arrival, we need

- Clear, colored scanned copy of Passport and Voter ID
- ₹2,00,000/- advance per person
- **Easy instalments**
 - **Booking amount: Rs. 21000**
 - **By 10th June 2026 : Rs. 1,00,000**
 - **By 30th June 2026 : Rs. 1,00,000**
 - **By 20th July 2026,**
 - **balance amount: Rs. 71,000/**
 -
- This information and the remaining amount must reach us at least 30 days before arrival in Kathmandu.
(Terms & Conditions apply)

Insurance

We don't offer a travel insurance scheme - please book your own travel insurance scheme yourself during your Kailash Yatra journey



Health & Altitude Info

Traveling in Tibet involves high altitudes and can be strenuous. Clients with heart and lung problems or blood diseases should consult their doctor before booking the trip. Very often cases of altitude sickness have been reported. Simple headaches, fever, loss of appetite or stomach disorders can happen before acclimatization. Advised, to drink approx. 04 litres of water per day, do not strain yourself, move slowly, breathe deeply and take regular rests.?

Yatra Expense:-

From Mumbai to Mumbai

Will the trip run?

This trip is guaranteed to run for 25 people and for a maximum of 100+. In the rare event that we cancel a holiday; we will refund you in full and give you at least 4 weeks' warning. Many trips do fill up quickly – we advise you to book early if you want to secure a place(s) on the dates of your choice.

All Rights Reserved...



Have A Questions?

Contact:- 74001 63535....

Email Id:- srigurutoursandtravels@gmail.com